

2012



2013 4 1

()

2012 12 31

10

3

0

.....	2
.....	6
.....	8
.....	10
.....	28
.....	33
.....	38
.....	45
.....	50
.....	52
.....	126

	1999 04 22		3205841105109	320584714102279	714102279
	2011 09 19		320584000025357	320584714102279	714102279
		2011 9 11	2011		

	18 8

	90		2010 10 21 2012 12 31

	2012	2011	(%)	2010
	2,803,745,255.83	1,861,610,592.14	50.61%	1,338,992,149.41
	178,881,114.22	159,323,319.63	12.28%	143,412,765.57
	172,854,267.25	160,054,183.83	8%	136,854,896.79
	-371,194,989.41	36,491,235.09	-1,117.22%	66,256,673.51
/	0.668	0.5949	12.29%	0.6766
/	0.668	0.5949	12.29%	0.6766
%	11.15%	10.79%	0.36%	24.05%
	2012	2011	(%)	2010
	3,280,813,576.18	2,451,555,656.69	33.83%	1,983,998,182.13
	1,670,756,004.38	1,545,434,890.16	8.11%	1,412,891,570.53

	2012	2011	2010	
	3,277,939.63	67,999.18	15,696.85	
	9,703,967.02	13,575,070.00	7,646,500.00	
	1,394,374.39	-8,585,840.46	845,422.78	
	-7,305,254.63	-4,900,019.24	-792,479.89	

2012

2012

2012

1.3

11.1%

11

3G

2.3

2012

2,859

2011

12%

2011

2011

OPLC

1

2012	28,0374.53		50.61%	
17,888.11	12.28%	2012		72.67%
	45.29%			
		20%		

		0.92	0.66	39.39%
		0.48	0.56	-14.29%
		0.54	0.46	17.39%
		0.16	0.1	60%

30%

1

2011

2011

2012

2012

2

36TTc - 9.02T-17.52>Tj EM19 /0 /P <</MCID 86 >>BDC 138C2_0 10.56 Tf 9996 OTTc d (820)11(1>11D611<C/P <</MCID
2012

		2012		2011		(%)
			%		%	
		2,161,782,202.84	96.61%	1,378,242,386.82	94.6%	2.01%

2 57.98%

3 174.44%

5

6

	2012	2011	%
	2,817,990,635.48	2,002,399,103.28	40.73%
	3,189,185,624.89	1,965,907,868.19	62.22%
	-371,194,989.41	36,491,235.09	-1,117.22%
	29,984,058.52	961,732.67	3,017.71%
	516,606,852.51	232,028,361.42	122.65%
	-486,622,793.99	-231,066,628.75	110.6%
	1,374,057,648.31	571,856,938.36	140.28%
	862,590,853.19	413,581,170.18	108.57%
	511,466,795.12	158,275,768.18	223.15%
	-346,036,403.19	-	

	650,322,824.19	19.82%	519,978,631.25	21.21%	-1.39%	
	106,851,395.61	3.26%	49,715,317.60	2.03%	1.23%	

2

	2012		2011		%	
		%		%		
	782,057,648.31	23.84%	401,000,000.00	16.36%	7.48%	
	200,000,000.00	6.1%			6.1%	

3

1.					
2.		887,250.00			

FTTH 4G

OPLC

1

1

				%		%				
--	--	--	--	---	--	---	--	--	--	--

		89,393
		19,870.17
		89,120.14
		0
		0
	%	0%
2012 12 31	89,120.14	651.86

2

	()		(1)		(2)	(%)(3) (2)/(1)				

1

		(1)		(2)	(%)(3)=(2)/ (1)				
	--	0	0	0	--	--	0	--	--
()									

3

							()	()	
--	--	--	--	--	--	--	-----	-----	--

			2012	
		2012	2,406.04	3,134.20
-728.16				
1 2011		70,000 /		
	57,000 /	2012		13,853.76
25.87%	9,409.14	0.77%		
2 2011		858.58	139.44	

4

	29,935	7,773.55	7,773.55		0
	29,935	7,773.55	7,773.55	--	--
	2011 8 27				
	2012 6 12				

2013

			2013		4G	
4G			2013		2013	
	4G			6	4G	900
	2011			9	4G	2013
2012				2.6GHz190M	TDD	TD-LTE
20	4G					
F		TD-SCDMA				
		2013	1902	49%		
TD-SCDMA	222	100		2013		2220
36%,		2009 3G		1900-2000		
2013		2013	20	,LTE		



2012

2012 8 7

www.cninfo.com.cn

10%

1

2012

2

GB/T28001-2011

3

2012

4

--	--	--	--	--	--

2012 03 30

1

2

3

4

5

1

1

10%

2

10%

3

110

10%

2

A1		0			A2		0	
A3		0			A4		0	
	2012 10 24	4,000	2012 10 24	4,000				
B1		4,000			B2		4,000	
B3		4,000			B4		4,000	

A1+B1

		/	2010 10 21		

		(%)							(%)
	171,617,500	64.08%	0	0	0	2,114,882	2,114,882	173,732,382	64.87%

1



		3.73%	10,000,000		0	10,000,000		0
		2.56%	6,842,852		6,842,852	0		0
		1.19%	3,197,148		3,197,148	0		

4 **10%**

/						
	2,819,841	1.05%				



					20	24				
--	--	--	--	--	----	----	--	--	--	--

40

1976 11
2007 4 2008 4
2008 5 2011 5 24
1981 11
2008
1999 7 2007 3
2011 5 25
1999 5 2008 4

			2010	12	10	2013	12	09	
			2011	06	23	2014	06	22	
			2012	03	16	2015	03	15	

			41		56.96	0.00	56.96
			44		10.48	0.00	10.48
			42		27.46	0.00	27.46
	--	--	--	--	610.51	207.03	817.54

ERR

5

1

--	--	--	--	--	--

2011	2012 04 22	1	2011	2012 04 24	2012 04 22	
		2	2011			
		3	2011			
		4	2012			
		5	2011			
		6	2011			
		7	2012			
		8				(http://www.cninfo.com.cn)
		9				

2

2012	2012 06 18			2012 06 19	2012 6 19 (http://www.cninfo.com.cn)
2012	2012 08 05			2012 08 07	2012 8 7

2

3

2011 3 28

	2013 04 01
	2013 00436

2013 00436

2012 12

31

2012

1

2

2012 12 31

2012

·
2013 4 1

1



	1,000,000.00	1,000,000.00
	650,322,824.19	519,978,631.25
	106,851,395.61	49,715,317.60
	2,165,420.33	
	103,086,469.49	76,805,594.62
		4,374,021.68
	10,205,516.42	5,579,857.97
	873,631,626.04	657,453,423.12
	3,280,813,576.18	2,451,555,656.69
	782,057,648.31	401,000,000.00
		3,034,500.00
	146,758,418.07	201,848,202.90
	301,586,237.56	206,837,581.05
	28,128,134.11	17,811,723.35
	33,352,387.87	24,334,828.66

2

	357,253,327.41	618,989,611.57
	87,296,620.73	32,046,480.36
	549,770,910.71	271,158,045.68
	220,735,890.63	75,164,828.17
	59,760,448.93	58,536,755.03
	892,025,122.13	547,079,931.57
	18,090,027.19	
	2,184,932,347.73	1,602,975,652.38
	172,234,414.64	180,734,414.64
	628,819,460.04	492,366,618.16
	92,550,125.88	49,658,738.15
	77,630,851.59	71,942,712.05
	8,756,834.25	3,683,335.90

	979,991,686.40	798,385,818.90
	3,164,924,034.13	2,401,361,471.28
	762,057,648.31	401,000,000.00
	145,268,418.07	197,918,202.90
	288,460,517.36	198,036,450.27
	4,841,609.93	7,177,428.65
	29,735,186.27	21,039,857.11
	13,647,504.02	5,135,104.35
	3,525,233.13	724,267.38
	32,511,169.76	20,756,836.97
	30,000,000.00	
	1,310,047,286.85	851,788,147.63
	200,000,000.00	

	433,715,882.28	346,146,630.61
	1,642,275,103.28	1,539,024,823.65
	3,164,924,034.13	2,401,361,471.28

3

	2,803,745,255.83	1,861,610,592.14
	2,803,745,255.83	1,861,610,592.14

-		
	210,095,434.50	181,392,098.15
	10,003,963.39	13,796,268.46
	7,657,569.52	5,053,218.52



	103,109,362.53	68,742,645.43
	156,745,904.03	99,367,971.82
	45,700,571.14	17,309,833.78
	21,282,275.90	4,301,024.89
	1,090,990.00	189,189.03
	184,043,983.05	194,342,834.31
	9,825,741.16	5,406,486.65
	7,649,092.26	5,025,206.68
	52,318.52	152,556.68
	186,220,631.95	194,724,114.28
	29,410,352.32	31,143,079.78
	156,810,279.63	163,581,034.50
	--	--
	0.5855	0.6108
	0.5855	0.6108
	156,810,279.63	163,581,034.50

5

	2,803,661,999.13	1,975,875,849.19

	2,527,375.61	11,020,564.46
		8,407,900.79
	516,606,852.51	232,028,361.42
	-486,622,793.99	-231,066,628.75

	2,663,976,643.55	1,961,024,637.51
	786,801.35	



									0.00	00
1									-4,410,00	-4,410,000.
									0.00	00
2										
3										


████████████████████

	267,800	893,855,			25,078,		226,158,			
	,000.00	206.35			188.84		175.34			

1

1					15,681,027 3 .96		-15,681,02 7.96	
---	--	--	--	--	---------------------	--	--------------------	--

2



1								
2								
3								

320584000025357

1

2006 2 15

- 38

2

3

1 1 12 31

4

5

1

2

2

9

1

A

B

C

D

A

B

2

A

B

3

1

2

3

4

5

6

7

10

1

	500	500

2

--	--	--

--	--	--

	(%)	(%)
1 1	5%	5%
1 2	10%	10%
2 3	30%	30%
3 4	50%	50%
4 5	80%	80%
5	100%	100%

3



4

5

12

1

A

B

A

B

C

2

6

3

4

2

14

1

2

		%	%
	20	5%	4.75%
	10	5%	9.5%
	5	5%	19%
	5	5%	19%

3

4

15

1

2

3

16

1

2

3

3

3

4

17

1

D

E

18

19

1

2

20

1

2

3

4

21

1

2

3

23

1

2

24

1

25

1

2

26

1

2

27

1

2

2

1

2

				,200			00.00					95		
--	--	--	--	------	--	--	-------	--	--	--	--	----	--	--



51%

850

2012 11 19

2012 1-10

2

1

	887,250.00	
	887,250.00	

3

1

	57,667,294.43	21,811,296.22
	36,667,326.30	13,084,978.14
	94,334,620.73	34,896,274.36

2

	2012 09 30	2013 01 31	10,395,320.19	
	2012 09 19	2013 03 19	2,000,000.00	
	2012 09 29	2013 03 29	1,206,973.64	
	2012 12 05	2013 02 05	1,200,000.00	
	2012 11 13	2013 02 13	1,065,578.36	
	--	--	15,867,872.19	--

4

1

		(%)		(%)		(%)		(%)
	658,306,842.77	100%	36,297,971.41	5.51%				

2

				(%)
		253,892,988.04	1 1-3	38.56%
		171,531,861.91	1 1-3	26.06%
		105,371,093.23	1 2-4	16.01%
		11,641,266.04	1 1-2	1.77%
		10,363,484.19	1 1-3	1.57%
		552,800,693.41	--	83.97%

			(%)
	--	18,700.00	0%

5

1

		(%)		(%)		(%)	(%)

	(%)			(%)	
24,563,529.87	86.64%	1,228,176.50	13,009,519.00	84.66%	650,475.95
2,873,268.30	10.13%	287,326.83	1,307,435.92	8.51%	130,743.59
460,689.02	1.62%	138,206.71	272,343.20	1.77%	81,702.96
454,475.20	1.61%	443,137.60	776,993.06	5.06%	625,941.53
1,475.20	0.01%	737.60	253,143.06	1.65%	126,571.53
53,000.00	0.19%	42,400.00	122,400.00	0.8%	97,920.00
400,000.00	1.41%	400,000.00	401,450.00	2.61%	401,450.00
28,351,962.39	--	2,096,847.64	15,366,291.18	--	1,488,864.03

3


				(%)
		5,502,808.07	1	19.41%
		3,677,920.00	1 1-2	12.97%
		3,000,000.00	1	10.58%
		1,601,581.00	1 1-2	5.65%

3

1 95.02%

7

1



4

5

8

	18,371,047.22	
	18,371,047.22	

9

1

					(%)	(%)				
		1,000,000.00	1,000,000.00		1,000,000.00	0.27%	0.27%			1,090,990.00
	--	1,000,000.00	1,000,000.00		1,000,000.00	--	--	--		1,090,990.00

10

1

	646,005,190.22		193,204,997.62	2,342,479.37
	221,855,971.07		82,940,473.12	
	375,394,899.27		95,217,024.13	797,711.97
				469,814,211.43

	7,857,482.81		2,848,658.03	657,055.95	10,049,084.89
	40,896,837.07		12,198,842.34	887,711.45	52,207,967.96
--					
	125,903,601.00		61,211,194.11	1,102,952.01	186,011,843.10
	29,650,887.16		12,804,686.95		42,455,574.11
	80,793,837.13		39,044,346.05	384,477.82	119,453,705.36
	3,267,444.09		1,420,634.34	390,876.53	4,297,201.90
	12,191,432.62		7,941,526.77	327,597.66	19,805,361.73
--			--		
	520,101,589.22		--		650,855,865.37
	192,205,083.91		--		262,340,870.08
	294,601,062.14		--		350,360,506.07
	4,590,038.72		--		5,751,882.99
	28,705,404.45		--		32,402,606.23
	122,957.97		--		533,041.18
			--		410,083.21
	122,957.97		--		122,957.97
	519,978,631.25		--		650,322,824.19
	192,205,083.91		--		262,340,870.08
	294,601,062.14		--		349,950,422.86
	4,590,038.72		--		5,751,882.99
	28,582,446.48		--		32,279,648.26
	61,211,194.11		146,961,208.52		

2

	700,000.00	254,916.79	410,083.21	35,000.00	

3

		2013	12 31
		2013	12 31
		2013	12 31

		2013	12	31
RF		2013	12	31
		2013	12	31
		2013	12	31

2012 12 31

7,868.16 , 2,908.16

11**1**

300,000,	581,709.	8,595,62	7,545,16			7,391,93
000.00	40	2.13	0.59	88.39%	98%	4.25

		2,294,632.02	129,211.69	2,165,420.33
		2,294,632.02	129,211.69	2,165,420.33

13

1

	85,856,081.72	29,529,054.46	8,083.76	115,377,052.42
	74,338,797.96			

	4,374,021.68		4,374,021.68	0.00	
	4,374,021.68		4,374,021.68	0.00	

15

1





782,057,648.31

21

1

	25,077,201.51	10,791,177.01
	2,590,829.02	6,721,906.59
	161,464.43	48,639.75
	298,639.15	250,000.00
	28,128,134.11	17,811,723.35



	2012 06 28	2013 06 20		6.56%		15,000,000.00		
	2012 06 28							

-	9,307,500.00	10,548,500.00
	16,016,454.48	
	25,323,954.48	10,548,500.00

29

	267,800,000.00						267,800,000.00

3

30

	890,631,071.35			

3

	1,629,982,610.65	1,273,394,470.04	1,030,458,478.53	764,970,249.15
	201,036,092.88	152,733,597.14	99,961,343.17	68,604,054.49
	348,082,275.44	291,994,157.13	342,609,737.73	266,604,051.99
	286,223,339.94	245,636,938.98	111,897,006.10	104,633,925.77
	63,605,095.79	57,936,952.28		

	7,607,959.50	6,451,149.84
--	--------------	--------------

38

	887,250.00	-847,000.00
	3,034,500.00	-3,034,500.00
	3,921,750.00	-3,881,500.00

41

1

--	--	--	--

	8,368,400.00
	4,392,015.68
	247,996.37
	13,008,412.05

2

	46,771,191.90
	24,546,650.07
	41,602,312.12

1	--	--
	176,589,124.14	160,332,522.36
	23,175,492.87	3,576,043.09
	61,211,194.11	41,808,653.31
	3,241,892.29	2,431,933.75
	52,318.52	-67,999.18
	-3,921,750.00	3,881,500.00
	48,329,918.71	20,285,137.16
	-1,893,872.54	4,515,151.43
	-4,694,351.58	-1,182,237.36
	588,262.50	-127,050.00
	-376,717,601.91	-195,762,888.83
	-432,951,022.55	-95,335,499.57

1	8,500,000.00	
	24,062.22	
3	8,475,937.78	
4	1,560,235.62	
	7,577,696.36	
	1,024,610.62	
	7,042,071.36	

3

	291,614,863.53	637,651,266.72
	5,783.18	91,515.10

						27586200	75%	75%	68297967-3
						8000000	60%	60%	56779446-2

2



5

5

1.					
2.		887,250.00			887,250.00
3.					

1						
	--	--	--	--	--	--
1	570,951,627.50	98.52%	28,547,581.38	277,860,694.19	97.18%	13,893,034.71
1 2	7,182,026.63	1.24%	718,202.66	7,824,139.40	2.74%	782,413.94
2 3	1,141,414.27	0.2%	342,424.28	208,101.26	0.07%	62,430.38
3	223,050.55	0.04%	118,999.92	14,949.29	0.01%	11,959.43
3 4	208,101.26	0.04%				

2

1

2

	23,590,321.79	
	17,450,000.00	
	5,502,808.07	
	2,877,920.00	
	1,537,609.66	
	50,958,659.52	

3

				(%)
--	--	--	--	-----



90,644,714.64 90,644,714.64
64 4

90,644,714.64 100% 100%

3

--	--	--	--

6

2012

2012